

Configuration Values of PHP-FPM

Overview

Global directives

Pool name directives

[Add a value to a configuration](#)

[Add an unknown value to a configuration](#)

[Remove default values from a configuration](#)

[Rebuild the PHP-FPM configuration](#)

Additional documentation

Overview

This document lists the PHP-FPM system's configuration settings and their default values. This document also explains how to add additional settings to your system's PHP-FPM configuration.

Warning:

We **strongly** recommend that you only activate Apache PHP-FPM if your server has at least 2 GB of RAM available, or at least 30 MB of RAM per domain. If you enable PHP-FPM on a server with less than the required RAM, your server may experience severe performance issues.

Global directives

cPanel & WHM uses template values for defaults. For example, when the [% ea_php_version %] template value appears in the .yaml file, the system replaces this value with the desired PHP version. The following list outlines the global directives labels:

- **Key** — The entry in the .yaml file.
- **Name** — The pool name in the /var/cpanel/ApachePHPFPM/system_pool_defaults.yaml configuration file.




Note:

For more information about pool names, read our [PHP-FPM User Pools](#) documentation.

- **Present if not listed** — When you set this value to **Yes**, the system adds the value to the /var/cpanel/userdata/user/domain.php_fpm.yaml configuration file, where **user** represents the cPanel user's name and **domain** represents the domain.
- **Default** — The template value that resides in the /var/cpanel/ApachePHPFPM/system.yaml configuration file.

Warning:

- You **must** normalize the period character (.) to an underscore character (_) for all key names when you create or modify the /var/cpanel/ApachePHPFPM/system.yaml file. For example, you would normalize syslog.ident to syslog_ident. Otherwise, the system may **not** accept the key name.
- Exercise **extreme** caution when you manually edit .yaml files. Incorrect syntax in these files will cause services to fail. We **strongly** suggest that you create a backup of your system before you manually edit .yaml files.

Key	Name	Present if not listed	Default
pid	pid		/opt/cpanel/[% ea_php_version %]/root/usr/var/run/php-fpm/php-fpm.pid
error_log	error_log		/opt/cpanel/[% ea_php_version %]/root/usr/var/log/php-fpm/error.log
log_level	log_level		notice
syslog_facility	syslog.facility		daemon

















syslog_ident	syslog.ident	✘	php-fpm
emergency_restart_threshold	emergency_restart_threshold	✔	0
emergency_restart_interval	emergency_restart_interval	✔	0
process_control_timeout	process_control_timeout	✔	10
process_max	process.max	✘	0
process_priority	process.priority	✘	N/A
daemonize	daemonize	✔	no
rlimit_files	rlimit_files	✘	N/A
rlimit_core	rlimit_core	✘	0
events_mechanism	events.mechanism	✘	N/A
systemd_interval	systemd_interval	✘	10

Pool name directives

PHP-FPM pools allow you to configure different websites and applications to run under their own user. The following table lists directives that you can configure in the `/var/cpanel/ApachePHPFPM/system_pool_defaults.yaml` file:

Key	Name	Present if not listed	Default
user	user	✔	"[% username %]"
group	group	✔	nobody
listen	listen	✔	"[% socket_path %]"
listen_owner	listen.owner	✔	"[% username %]"
listen_group	listen.group	✔	nobody
listen_mode	listen.mode	✔	0660
php_admin_value_disable_functions	php_admin_value[disable_functions]	✔	exec,passthru,shell_exec,system
php_admin_flag_allow_url_fopen	php_admin_flag[allow_url_fopen]	✔	on
php_admin_value_short_open_tag	php_admin_value[short_open_tag]	✔	on

php_admin_value_doc_root	php_admin_value[doc_root]		[% documentroot %] Notes: <ul style="list-style-type: none"> When you specify a vhost document root for subdomains, the system does not escape the vhost correctly in the subdomain's PHP-FPM configuration file. PHP-FPM does not process certain characters in the document root unless you add double quotes (" ") around the document root. You can also add the colon (:), semicolon (;), and parenthesis (()) characters to the document root.
php_admin_value_error_log	php_admin_value[error_log]		[% homedir %]/logs/[% scrubbed_domain %].php.error.log Note: The system normalizes the period character (.) to an underscore character (_) for the domain. For example, the /home/example/logs/example.net.php.error.log file becomes the /home/example/logs/example_net.php.error.log file, where example represents the username and example_net represents the domain name.
php_admin_flag_log_errors	php_admin_flag[log_errors]		on
php_value_error_reporting	php_value[error_reporting]		E_ALL & ~E_NOTICE
pm	pm		ondemand
pm_max_children	pm.max_children		5
pm_start_servers	pm.start_servers		0
pm_min_spare_servers	pm.min_spare_servers		1
pm_max_spare_servers	pm.max_spare_servers		5
pm_process_idle_timeout	pm.process_idle_timeout		10
chdir	chdir		[% homedir %]
catch_workers_output	catch_workers_output		yes
listen_backlog	listen.backlog		-1
listen_allowed_clients	listen.allowed_clients		any

listen_acl_users	listen.acl_users		N/A
listen_acl_groups	listen.acl_groups		N/A
pm_max_requests	pm.max_requests		20
pm_status_path	pm.status_path		/status
ping_path	ping.path		/ping
request_terminate_timeout	request_terminate_timeout		N/A
request_slowlog_timeout	request_slowlog_timeout		N/A
rlimit_files	rlimit_files		N/A
rlimit_core	rlimit_core		N/A
chroot	chroot		N/A
clear_env	clear_env		N/A
security_limit_extensions	security.limit_extensions		The system allows the following options: <ul style="list-style-type: none"> • .phtml • .php • .php3 • .php4 • .php5 • .php6 • .php7
slowlog	slowlog		N/A
php_value_session_save_handler	php_value[session.save_handler]		N/A
php_value_session_save_path	php_value[session.save_path]		N/A
php_value_soap_wsd1_cache_dir	php_value[soap.wsd1_cache_dir]		N/A

For more information about PHP-FPM user pools, read our [PHP-FPM User Pools](#) documentation.

Add a value to a configuration

A complete configuration directive line would resemble the following example:

```
php_value_open_basedir: { name: 'php_value[open_basedir]', value: "[%documentroot %]" }
```

Note:

This example contains the following values:

- `php_value_open_basedir` represents the Key entry.
 - The Key entry must **only** contain letters, numbers, and underscores.
- `php_value[openbasedir]` represents the pool name.
- `documentroot` represents the configuration value.

Add an unknown value to a configuration

You can add a value that cPanel & WHM does not currently provide as a default with a YAML map.

To create a YAML map, add a line to the configuration file that resembles the following example:

```
php_admin_value_ldap_max_links: { name: 'php_admin_value[ldap.max_links]',
value: -1 }
```

Important:

- If you prepend any PHP settings with the `php_value` or `php_flag` flags, the system will overwrite any previous `php.ini` values that you set in the user's `.htaccess` files. To remove these flags, run the following commands:

```
find /home -type f -name '.htaccess' -exec grep -Hrn 'php_value'
'{}' \;
find /home -type f -name '.htaccess' -exec grep -Hrn 'php_flag'
'{}' \;
```

- If you prepend any PHP settings with the with the `disable_functions` or `disable_classes` flag, the system will append the new `php.ini` value to the previous one in the user's `.htaccess` files.
- For more information, read our [How to Manage Your php.ini Directives with PHP-FPM](#) documentation.

Note:

This example contains the following values:

- `php_admin_value_ldap_max_links` represents the Key entry.
 - The Key entry must **only** contain letters, numbers, and underscores.
- `php_admin_value[ldap.max_links]` represents the pool name.
- `-1` represents the configuration value.

Remove default values from a configuration

The system allows you to override default values or remove them from the output.

- To change a default value, add the following line to your `.yaml` file.

```
php_admin_flag_log_errors: no
```

Note:

This value defaults to `Yes`.

- To remove a default value, add the following line to your `.yaml` file:

```
php_admin_flag_log_errors: { present_ifdefault: 0 }
```

Note:

If you set the `present_ifdefault` value to 0, the system will **not** display that value in the configuration file and ignores all other values.

Rebuild the PHP-FPM configuration

After you change any of the values in the configuration file, you **must** rebuild the system's PHP-FPM configuration for the changes to occur. To complete this action, run the following command:

```
/usr/local/cpanel/scripts/php_fpm_config --rebuild
```

Additional documentation

Suggested documentation For cPanel users For WHM users For developers

- Configuration Values of PHP-FPM
- The php_fpm_config Script
- PHP-FPM User Pools
- PHP-FPM Code and FileSystem Layout for EasyApache 4
- Apache vs PHP-FPM Bottleneck with Child Processes

- MultiPHP Manager for cPanel
- PHP
- PHP PEAR Packages
- MultiPHP INI Editor for cPanel

- Configuration Values of PHP-FPM
- The php_fpm_config Script
- PHP-FPM User Pools
- PHP-FPM Code and FileSystem Layout for EasyApache 4
- Apache vs PHP-FPM Bottleneck with Child Processes

- WHM API 1 Functions - php_fpm_config_set
- WHM API 1 Functions - php_fpm_config_get
- WHM API 1 Functions - php_get_old_fpm_flag
- WHM API 1 Functions - php_set_default_accounts_to_fpm
- WHM API 1 Functions - convert_all_domains_to_fpm