

# The pkgacct Script

[Overview](#)

[The /usr/local/cpanel/scripts/pkgacct script](#)

[Arguments](#)

[How to use the --mysql, --roundcube, and --dbbackup arguments](#)

[Additional information](#)

## Overview

You can use the `/usr/local/cpanel/scripts/pkgacct` script to create a `cpmove` archive for an account. After you create the `cpmove` archive, you can transfer the account between servers.

## The `/usr/local/cpanel/scripts/pkgacct` script

To use this script, run the following command as the `root` user:

```
/usr/local/cpanel/scripts/pkgacct [arguments] username destination
```









### Notes:



- In this example, `username` represents the username of the cPanel account for which to create a `cpmove` archive.
  - Pass this value **after** any arguments and **before** the destination path.
  - You **cannot** back up the `root` user.
- In this example, `destination` represents the path to the directory in which you wish to store the `cpmove` archive.
  - This value is **optional**.
  - You **must** pass this value **after** the username.
- The `/usr/local/cpanel/scripts/pkgacct` script does not use the `cpbackup-exclude.conf` file to exclude files or directories from backups.
- When you package an account for transfer, the source and destination servers must contain sufficient free disk space. **Both** servers **must** contain free disk space greater than twice the size of the largest account to transfer and an additional 1GB of free disk space. The package and restore processes use this free space to store temporary files.
- The system will **not** transfer any email addresses from Plesk to cPanel & WHM that contain a plus sign (+) in the email username.

## Arguments

The `/usr/local/cpanel/scripts/pkgacct` script accepts the following arguments:

Argument	Description
<code>--allow-override</code>	Use the <code>/var/cpanel/lib/whostmgr/Pkgacct/pkgacct</code> file to package the account, if it exists.   <b>Note:</b> Pass this argument <b>before</b> any other arguments (in the 0th position).
<code>--mysql=X.X</code>	Specify the version of MySQL® that the account's databases use.  For more information, read the <a href="#">How to use the --mysql, --roundcube, and --dbbackup arguments</a> section below.
<code>--roundcube=X.X</code>	Specify the version of Roundcube that the account uses.  For more information, read the <a href="#">How to use the --mysql, --roundcube, and --dbbackup arguments</a> section below.
<code>--dbbackup=all schema name</code>	Specify the database backup type to perform. <ul style="list-style-type: none"><li><code>all</code> — The script backs up all of the database information. (This is the default option.)</li><li><code>schema</code> — The script only backs up the database schemas. (You should only use this option if you back up your databases through a different method, but you wish to track a database's users.)</li><li><code>name</code> — The script only backs up the database names. (MySQL databases will transfer as placeholders that contain a <code>CREATE TABLE</code> command, while PostgreSQL® transfer as empty <code>.tar</code> placeholder files.)</li></ul> For more information, read the <a href="#">How to use the --mysql, --roundcube, and --dbbackup arguments</a> section below.
<code>--get_version</code>	Display the version of the <code>pkgacct</code> script.

<code>--use_backups</code>	Use the account's last known successful backup as a template when the script creates the <code>cpmove</code> archive. This option may speed up the backup process.
<code>--incremental</code>	Update the destination file with any new content since the previous backup. and remove any content that no longer exists on the account.  If the destination file does not exist, the script creates a new file in that location.  <div style="border: 1px solid #ccc; padding: 5px;"> <b>Note:</b> This argument automatically declares the <code>--nocompress</code> argument in order to create an uncompressed archive.</div>
<code>--split</code>	Create the <code>cpmove</code> archive in chunks. This argument reduces the overall load on the system.
<code>--nocompress</code>	Do <b>not</b> compress the <code>cpmove</code> archive.
<code>--compress</code>	Override the <code>--nocompress</code> argument, if it exists.  <div style="border: 1px solid #ccc; padding: 5px;"> <b>Note:</b> The <code>/scripts/pkgacct</code> script compresses archives by default.</div>
<code>--userbackup</code>	Allow the user to use the <code>cpmove</code> archive as a backup for the account.
<code>--backup</code>	Use the <code>cpmove</code> archive as a backup for the account.  <div style="border: 1px solid #ccc; padding: 5px;"> <b>Notes:</b><ul style="list-style-type: none"><li>• If you pass this argument, you <b>must</b> pass a destination.</li><li>• This argument creates the <code>username.tar.gz</code> file, where <code>username</code> represents the account's username.</li></ul></div>
<code>--skipacctdb</code>	Exclude the account's databases from the <code>cpmove</code> archive.  <div style="border: 1px solid #ccc; padding: 5px;"> <b>Note:</b> This argument is an alias for the <code>--skipmysqldb</code> and <code>--skippgsqlldb</code> arguments.</div>
<code>--skipapitokens</code>	Exclude the account's API tokens.
<code>--skipauthlinks</code>	Exclude the account's external authentication credentials from the archive.
<code>--skipbwdata</code>	Exclude the account's bandwidth data from the archive.
<code>--skipdnszones</code>	Exclude the account's DNS zone file information from the archive.
<code>--skipdomains</code>	Exclude the account's subdomains, parked domains (aliases), and addon domains from the archive.
<code>--skipftpusers</code>	Exclude the account's FTP user accounts from the archive.
<code>--skiphomedir</code>	Exclude the account's home directory from the archive.  <div style="border: 1px solid #ccc; padding: 5px;"> <b>Note:</b> Use this argument if you will save or transfer the home directory with another method, such as the <code>rsync</code> command.</div>
<code>--skipintegrationlinks</code>	Exclude the account's integration links from the archive.
<code>--skiplocale</code>	Exclude the account's locale information or customized locale from the archive.
<code>--skiplogs</code>	Exclude the account's log files from the archive.
<code>--skipmail</code>	Exclude the account's mail directory from the archive.

<code>--skipmailconfig</code>	Exclude the account's mail configuration information from the archive.
<code>--skipmailman</code>	Exclude the account's Mailman mailing lists from the archive.
<code>--skipmysql</code>	Exclude the account's MySQL databases, database users, and database grants from the archive.  <div style="border: 1px solid #ffc107; padding: 5px;">  <b>Note:</b>            If you pass the <code>--skipacctdb</code> argument, the <code>--skippgsql</code> argument becomes redundant.         </div>
<code>--skippasswd</code>	Exclude the account's password from the archive.
<code>--skippgsql</code>	Exclude the account's PostgreSQL databases, database users, and database grants from the archive.  <div style="border: 1px solid #ffc107; padding: 5px;">  <b>Note:</b>            If you pass this the <code>--skipacctdb</code> argument, the <code>--skippgsql</code> argument becomes redundant.         </div>
<code>--skippublichtml</code>	Exclude the account's <code>public_html</code> directory.
<code>--skipquota</code>	Exclude the account's disk quota limits from the archive.
<code>--skipresellerconfig</code>	Exclude the account's reseller privileges from the archive.
<code>--skipshell</code>	Exclude the account's shell information and privileges from the archive.
<code>--skipssl</code>	Exclude SSL certificates and files that the server's Apache configuration contains. It does <b>not</b> exclude SSL files that the account's home directory contains.
<code>--skipuserdata</code>	Exclude the account's subuser information.
<code>--serialized_output</code>	Encode each line of the script's output in JSON format in order to allow the <code>live_tail_log.cgi</code> script to stream it.
<code>--help</code>	Display a brief help message.
<code>--man</code>	Display the script's full documentation.

## How to use the `--mysql`, `--roundcube`, and `--dbbackup` arguments

To use the `/usr/local/cpanel/scripts/pkgacct` script's `--mysql`, `--roundcube`, and `--dbbackup` arguments, enter a space or an equals sign (=) between the argument and the value that you wish to pass to it.

For example, to specify MySQL version 5.5.11, run the following command:

```
/usr/local/cpanel/scripts/pkgacct --mysql=5.5.11 username
```

## Additional information

- [The pkgacct Script](#)
- [Transfer Tool](#)
- [The view\\_transfer Script](#)
- [Copy an Account from Another Server with Account Password](#)
- [Account Transfer](#)