

# Guide to WHM Plugins - AppConfig Configuration File

## Guide to WHM Plugins

### Plugin Files

Installation Scripts

Interfaces

Access Control Lists

ACL Metadata Perl Module

ACL Object Perl Module

ACL Reference Chart

### AppConfig Plugin Registration

Add Plugins

Checks

Configuration File

Uninstall Plugins

## Introduction

AppConfig configuration files store each plugin's or application's AppConfig settings.



### Warnings:

- The system will **not** apply changes to AppConfig configuration files until the `cpsrvd` service restarts. For more information, read our [How to Restart Services](#) documentation.
- Configuration files **must** exist in the `/var/cpanel/apps/` directory and **must** use the `.conf` file extension.

## File contents

When you create an AppConfig file, use the `key=value` pairs from the tables below.



### Note:

The AppConfig configuration file supports comments.

## All applications

Key	Type	Description	Possible values	Example
service	string	<b>Required</b> The service that will serve the application.	<ul style="list-style-type: none"><li>cpanel — cPanel.</li><li>whostmgr — WHM.</li><li>webmail — Webmail.</li></ul> <div data-bbox="828 1102 1079 1270"> <b>Note:</b> Supply multiple values as a pipe-separated list (for example, <code>cpanel whostmgr webmail</code>).</div>	cpanel
user	string	The system account that runs the application. For WHM applications, this value defaults to <code>root</code> .	<ul style="list-style-type: none"><li>A valid WHM username on the server.</li><li><code>\$authuser</code> — In cPanel &amp; WHM version 11.38.1 and higher, use this value to run the application as the authenticated user.</li></ul>	username
phpConfig	string	The directory that contains the application's <code>php.ini</code> file.	A valid directory name, relative to the <code>/usr/local/cpanel/3rdparty/</code> directory.	Example

url*	<i>string</i>	<p>Additional URLs through which the system can access your application.</p> <div style="border: 1px solid #ccc; padding: 5px; margin-top: 10px;"> <p><b>Note:</b></p> <ul style="list-style-type: none"> <li>We added this key in cPanel &amp; WHM version 11.38.1.</li> <li>Increment the parameter name to specify multiple URLs (for example, url2 and url3).</li> </ul> </div>	A valid application location.	http://www.example.com/application.php
------	---------------	---	-------------------------------	--

## WHM applications

Key	Type	Description	Possible values	Example
url	<i>string</i>	<p><b>Required</b></p> <p>The application's location.</p>	<p>A valid location, relative to the /usr/local/cpanel/whostmgr/docroot/ directory.</p> <div style="border: 1px solid #ccc; padding: 5px; margin-top: 10px;"> <p><b>Important:</b></p> <p>You <b>must</b> prefix the URL with a slash (/), or your WHM plugin will not function.</p> </div>	/cgi/example.cgi
acls	<i>string</i>	<p><b>Required</b></p> <p>A list of <a href="#">ACLs</a>.</p> <p>The authenticated user <b>must</b> possess at least one of these ACLs to access the application.</p> <div style="border: 1px solid #ccc; padding: 5px; margin-top: 10px;"> <p><b>Note:</b></p> <p>We added this key in cPanel &amp; WHM version 11.38.1.</p> </div>	<ul style="list-style-type: none"> <li>A comma-separated list of one or more <a href="#">ACLs</a>.</li> <li>any — Allow all authenticated users to use the application.</li> </ul>	any

## WHM Plugins

### About WHM Plugins






- WHM plugins add custom features to the WHM interface.*
- In WHM 11.38.1+, you **must** use the AppConfig system to register plugins.*

### Compatible with:

- WHM 11.32+



## Related Documentation

- [Configure ClamAV Scanner](#)
- [Guide to WHM Plugins — WHM plugins add new functionality to the WHM interface.](#)
- [Guide to WHM Plugins - AppConfig Registration — Use AppConfig to register plugins with the WHM interface.](#)
- [Guide to WHM Plugins - The AppConfig System — The AppConfig system configures cPanel & WHM attributes and registers WHM plugins.](#)
- [Guide to WHM Plugins - AppConfig Configuration File — AppConfig configuration files store each plugin's or application's AppConfig settings.](#)

entry url	<i>string</i>	<p>The URL to access the application through the WHM interface.</p> <ul style="list-style-type: none"> <li>If you use this key, WHM creates a link to the application from the WHM interface.</li> <li>If you do <b>not</b> use this key, no menu entry for the item will appear. We <b>strongly</b> recommend that you include this key.</li> </ul> <div style="border: 1px solid #ffc107; padding: 5px; margin-top: 10px;"> <p> <b>Note:</b></p> <p>We added this key in cPanel &amp; WHM version 11.38.1.</p> </div>	A valid location, relative to the <code>/usr/local/cpanel/whostmgr/docroot/</code> directory.	addons/example/index.cgi
displayname	<i>string</i>	<p>The application's display name in the WHM interface.</p> <div style="border: 1px solid #ffc107; padding: 5px; margin-top: 10px;"> <p> <b>Note:</b></p> <p>We added this key in cPanel &amp; WHM version 11.38.1.</p> </div>	A valid string.	My Application
icon	<i>string</i>	<p>The application's icon's filename.</p> <div style="border: 1px solid #ffc107; padding: 5px; margin-top: 10px;"> <p> <b>Note:</b></p> <p>We added this key in cPanel &amp; WHM version 11.38.1.</p> </div>	A valid WHM icon filename.	example_icon.png
target	<i>string</i>	<p>The targeted browser window in which to open the application link.</p> <p>In cPanel &amp; WHM version 64 and later, this value defaults to <code>_blank</code>.</p> <div style="border: 1px solid #ffc107; padding: 5px; margin-top: 10px;"> <p> <b>Note:</b></p> <p>We added this key in cPanel &amp; WHM version 11.38.1.</p> </div>	<p>A valid <a href="#">target attribute</a>.</p> <div style="border: 1px solid #ffc107; padding: 5px; margin-top: 10px;"> <p> <b>Notes:</b></p> <ul style="list-style-type: none"> <li>In cPanel &amp; WHM version 64, specify <code>mainFrame</code> to open in the current browser tab.</li> <li>In cPanel &amp; WHM version 66 and later, specify <code>_self</code> to open in the current browser tab.</li> </ul> </div>	<code>_blank</code>

## cPanel and Webmail applications

Key	Type	Description	Possible values	Example
-----	------	-------------	-----------------	---------

url	<i>string</i>	<p><b>Required</b></p> <p>The URL to access the application through the cPanel or WHM interface.</p>	<p>A valid script location that exists in the <code>/usr/local/cpanel/base/3rdparty/</code> directory, relative to the <code>/usr/local/cpanel/base/</code> directory.</p> <div style="border: 1px solid red; padding: 5px; margin-top: 10px;"> <p> <b>Important:</b></p> <p>You <b>must</b> prefix the URL with a slash (<code>/</code>), or your WHM plugin will not function.</p> </div>	3rdparty/example.php
features	<i>string</i>	<p><b>Required</b></p> <p>A list of features.</p> <p>The authenticated user <b>must</b> possess at least one of these features to access the application.</p> <div style="border: 1px solid yellow; padding: 5px; margin-top: 10px;"> <p> <b>Note:</b></p> <p>We added this key in cPanel &amp; WHM version 11.38.1.</p> </div>	<ul style="list-style-type: none"> <li>• A comma-separated list of one or more feature names.</li> <li>• any — Allow all authenticated users to use the application.</li> </ul>	any

## Example

```
# The application's service.
service=cpanel

# Physical path: /usr/local/cpanel/3rdparty/Example.php
# Literal URL path: $server:$port/$cpsession/3rdparty/Example.php
url=/3rdparty/Example.php

# System user to run process as
user=cpaneluser

# Directory that contains the php.ini file.
# (in the /usr/local/cpanel/3rdparty/ directory)
phpHandler=Example

# Features required
features=any
```